

TM 11-6625-599-20P-2

TECHNICAL MANUAL

**ORGANIZATIONAL MAINTENANCE REPAIR PARTS
AND
SPECIAL TOOLS LISTS
FOR**

**VOLTMETER, ELECTRONIC
AN/USM-98B
(NSN 6625-00-753-2115)**

HEADQUARTERS, DEPARTMENT OF THE ARMY

9 DECEMBER 1980

Technical Manual

No. 11-6625-599-20P-2

HEADQUARTERS
DEPARTMENT OF THE ARMY
Washington, DC, 9 December 1980

**ORGANIZATIONAL MAINTENANCE REPAIR PARTS
AND SPECIAL TOOLS LIST
FOR
VOLTMETER, ELECTRONIC AN/USM-98B
(NSN 6625-00-753-2115)**

Current as of 28 May 1980

REPORTING ERRORS AND RECOMMENDING IMPROVEMENTS

You can help improve this manual. If you find any mistakes or if you know of a way to improve the procedures, please let us know. Mail your letter, DA Form 2028 (Recommended Changes to Publications and Blank Forms), or DA Form 2028-2 located in the back of this manual direct to: Commander, US Army Communications and Electronics Materiel Readiness Command, ATTN: DRSEL-ME-MQ, Fort Monmouth, New Jersey 07703.

In either case a reply will be furnished direct to you.

Table of Contents

Section		Page	Illus Figure
	I. Introduction.....	1	
	II. Repair Parts List.....	5	
Group	00 Voltmeter, Electronic AN/USM-98B (No parts authorized)		
	01 Voltmeter, Electronic ME-161B/U.....	5	1
	Voltmeter, Electronic ME-161B/U, Chassis Electrical Equipment.....	7	2
	Voltmeter, Electronic ME-161 B/U, Panel Assembly.....	9	3
	Voltmeter, Electronic ME-161 B/U, Bracket Assembly, (SMC604980).....	11	4
	Voltmeter, Electronic ME-161B/U, Circuit Card Assembly (TB1).....	15	5
	Voltmeter, Electronic ME-161B/U, Circuit Board Assembly (TB2).....	19	6
	02 Test Lead Set CX-1331/U (No parts authorized)		
Section	III. Special Tools List (Not applicable)		
	IV. National Stock Number and Part Number Index.....	20	

* This manual, together with TM 11-6625-599-20P-1, 30 September 1980, supersedes so much of TM 11-6625-599-20P-12, 24 November 1964, including Change 2, 26 August 1971, and Change 4, 28 July 1976, as pertains to repair parts and special tools lists.

SECTION I INTRODUCTION

1. Scope

This manual lists spares and repair parts; special tools; special test, measurement, and diagnostic equipment (TMDE), and other special support equipment required for performance of organizational maintenance of the AN/USM-98B. It authorizes the requisitioning and issue of spares and repair parts as indicated by the source and maintenance codes.

2. General

This Repair Parts and Special Tools List is divided into the following sections:

a. Section II. Repair Parts List. A list of spares and repair parts authorized for use in the performance of maintenance. The list also includes parts which must be removed for replacement of the authorized parts. Parts lists are composed of functional groups in numeric sequence, with the parts in each group listed in figure and item number sequence.

b. Section III. Special Tools List. Not applicable.

c. Section IV. National Stock Number and Part Number Index. A list, in National item identification number (NIIN) sequence, of all National stock numbers (NSN) appearing in the listings, followed by a list, in alphameric sequence, of all part numbers appearing in the listings. National stock numbers and part numbers are cross-referenced to each illustration figure and item number appearance.

3. Explanation of Columns

a. Illustration. This column is divided as follows:

(1) *Figure number.* Indicates the figure number of the illustration on which the item is shown.

(2) *Item number.* The number used to identify item called out in the illustration.

b. Source, Maintenance, and Recoverability (SMR) Codes.

(1) *Source code.* Source codes indicate the manner of acquiring support items for maintenance, repair, or overhaul of end items. Source codes are entered in the first and second positions of the Uniform SMR Code format as follows:

Code	Definition
PA	Item procured and stocked for anticipated or known usage.
XD	A support item that is not stocked. When required, item will be procured through normal supply channels.

NOTE

Cannibalization or salvage may be used as a source of supply for any items source coded above except those coded XA and aircraft support items as restricted by AR 700-42.

(2) *Maintenance code.* Maintenance codes are assigned to indicate the levels of maintenance authorized to USE and REPAIR support items. The maintenance codes are entered in the third and fourth positions of the Uniform SMR Code format as follows:

(a) The maintenance code entered in the third position will indicate the lowest maintenance level authorized to remove, replace, and use the support item. The maintenance code entered in the third position will indicate one of the following levels of maintenance:

Code	Application/Explanation
O	Support item is removed, replaced, used at the organizational level.

(b) The maintenance code entered in the fourth position indicates whether the item is to be repaired and identifies the lowest maintenance level with the capability to perform complete repair (i.e., all authorized maintenance functions). This position will contain one of the following maintenance codes:

Code	Application/Exp&nation
Z	Nonreparable. No repair is authorized.

(3) *Recoverability code.* Recoverability codes are assigned to support items to indicate the disposition action on unserviceable items. The recoverability code is entered in the fifth position of the Uniform SMR Code format as follows:

Recoverability codes	Definition
Z	Nonreparable item. When unserviceable, condemn and dispose at the level indicated in position 3.

c. National Stock Number. Indicates the National stock number assigned to the item and will be used for requisitioning purposes.

d. Part Number. Indicates the primary number used by the manufacturer (individual, company, firm, corporation, or Government activity), which controls the design and characteristics of the item by means of its engineering drawings, specifications, standards, and inspection requirements to identify an item or range of items.

NOTE

When a stock numbered item is requisitioned, the repair part received may have a different part number than the part being replaced.

e. Federal Supply Code for Manufacturer (FSCM). The FSCM is a 5-digit numeric code listed in SB 708-42 which is used to identify the manufacturer, distributor, or Government agency, etc.

f. Description. Indicates the Federal item name and, if required, a minimum description to identify the item.

g. Unit of Measure (U/M). Indicates the standard of the basic quantity of the listed item as used in performing the actual maintenance function. This measure is expressed by a two-character alphabetical abbreviation (e.g., ea, in, pr, etc). When the unit of measure differs from the unit of issue, the lowest unit of issue that will satisfy the required units of measure will be requisitioned.

h. Quantity Incorporated in Unit. Indicates the quantity of the item used in the breakout shown on the illustration figure, which is prepared for a functional group, subfunctional group, or an assembly.

4. Special Information

a. The following publication pertains to the AN/USM-98B and its components:
TM 11-6625-599-12, Voltmeters, Electronic AN/USM-98A and AN/USM-98B

b. The illustrations in this manual are identical to those published in TM 11-6625-599-40P-2. Only those parts assigned the third position SMR maintenance code "C" or "O" are listed in the tabular listing;

therefore, there may be a break in the item number sequence. Only illustrations containing organizational authorized items appear in this manual.

5. How to Locate Repair Parts

a. When National stock number or part number is unknown.

(1) *First.* Using the table of contents, determine the functional group within which the item belongs. This is necessary since illustrations are prepared for functional groups and listings are divided into the same groups.

(2) *Second.* Find the illustration covering the functional group to which the item belongs.

(3) *Third.* Identify the item on the illustration, and note the illustration figure and item number of the item.

(4) *Fourth.* Using the Repair Parts Listing, find the figure and item number noted on the illustration.

b. When National stock number or part number is known.

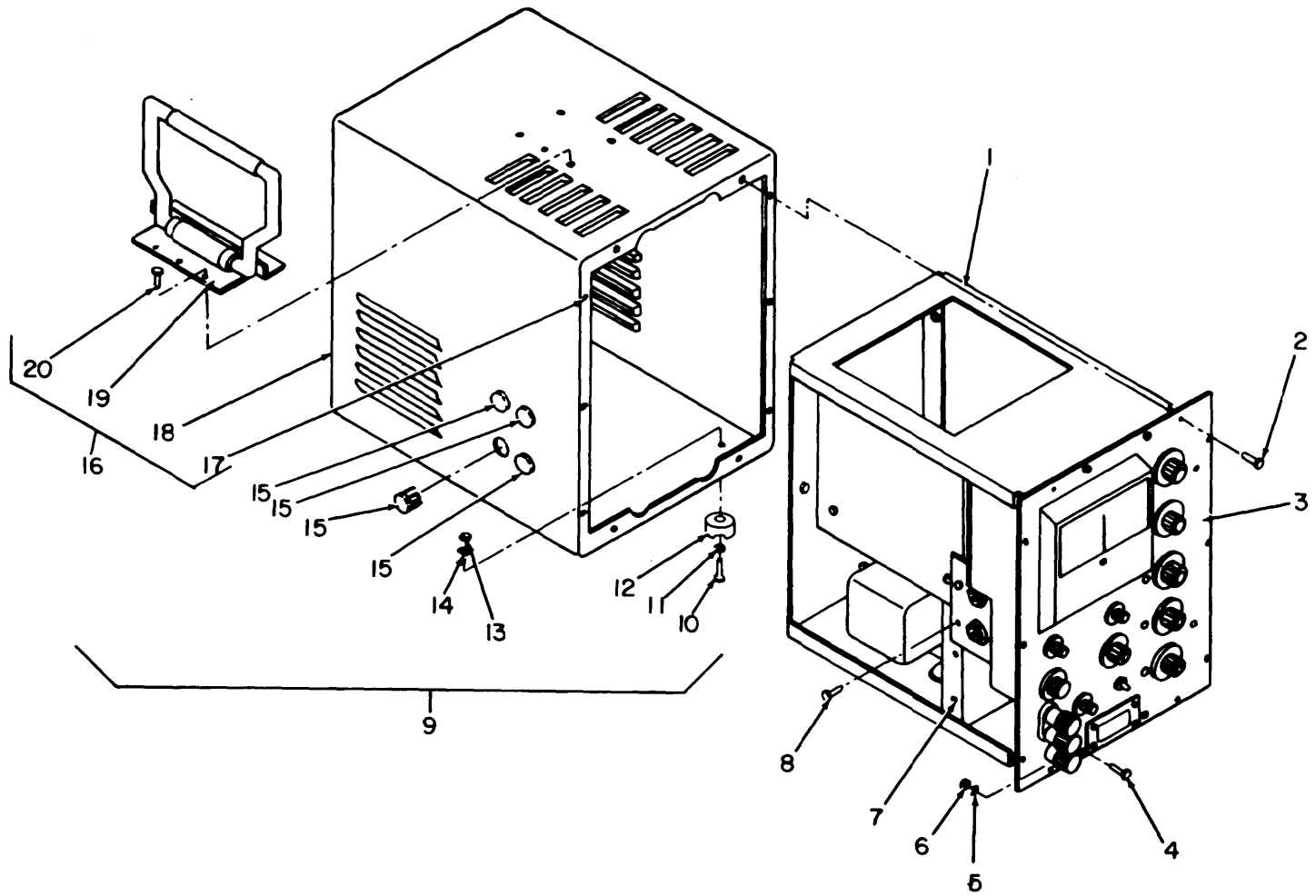
(1) *First.* Using the Index of National Stock Numbers and Part Numbers, find the pertinent National stock number or part number. This index is in NIIN sequence followed by a list of part numbers in alphanumeric sequence, cross-referenced to the illustration figure number and item number.

(2) *Second.* After finding the figure and item number, locate the figure and item number in the repair parts list.

6. Abbreviations

Not applicable.

(Next printed page is 4)

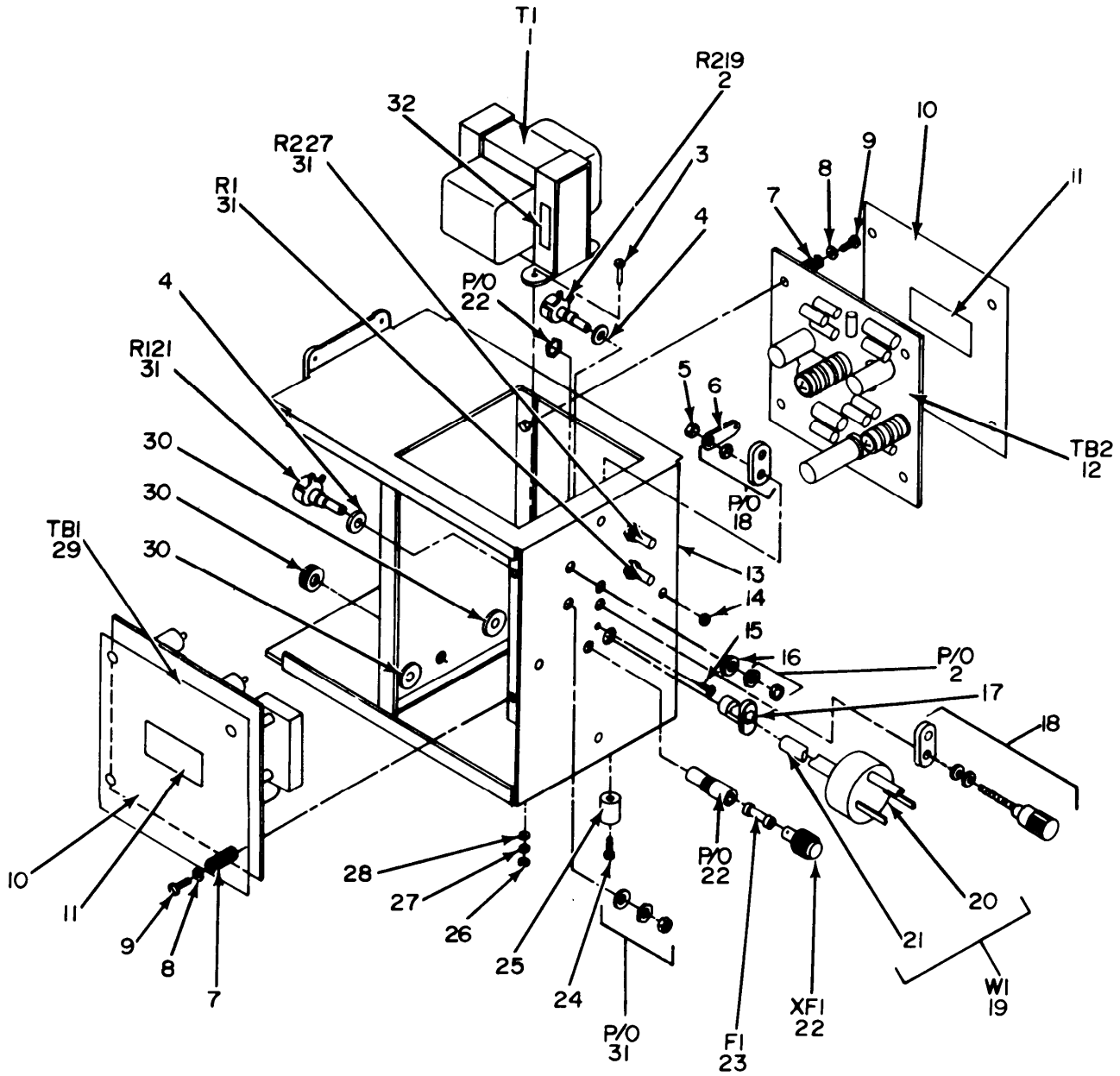


EL4WY002

Figure 1. Voltmeter, Electronic ME-161B/U.

TM11-6625-599-1 SECTION II

(1) ILLUSTRATION (A) FIG NO.	(2) (B) ITEM NO.	(3) SMR CODE	(4) NATIONAL STOCK NUMBER	(4) PART NUMBER	(5) FSCM	(6) DESCRIPTION	(7) USABLE ON COIU/M	(8) QTY INC IN UNIT
GROUP 01 VOLTMETER, ELECTRONIC ME-1618/U								
1	10	PAOZZ	5305-00-054-6652	MS51957-28	96906	SCREW, MACHINE	EA	4
1	11	PAOZZ	5310-00-722-5998	MS15795-805	96906	WASHER, FLAT	EA	4
1	12	PAOZZ	5307-00-075-4212	1320	26344	STUD	EA	4
1	13	PAOZZ	5310-00-934-9761	MS35649-264	96906	NUT, PLAIN, HEXAGON	EA	4
1	14	PAOZZ	5310-00-011-1041	MS35338-79	96906	WASHER	EA	4

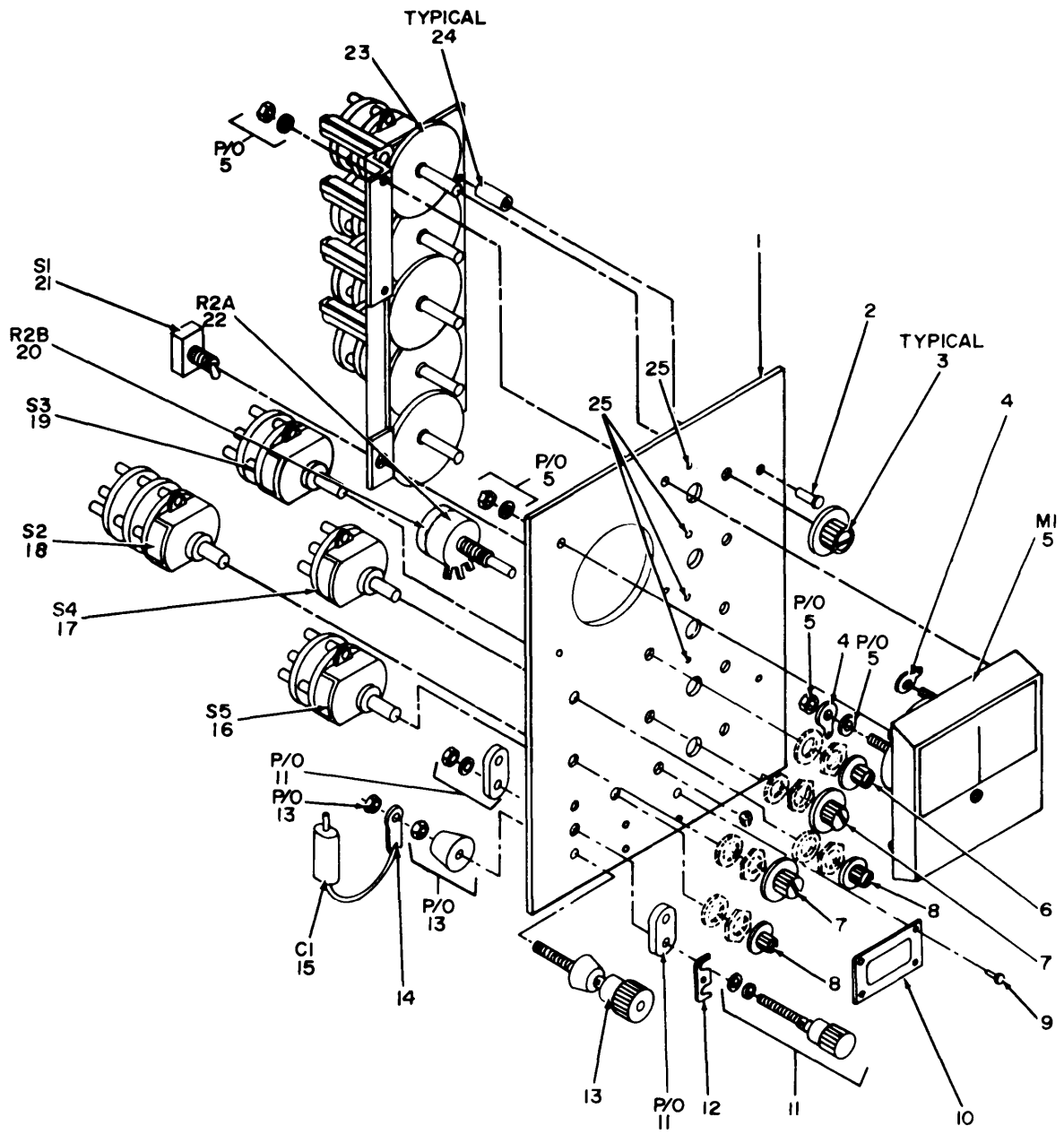


EL4WY003

Figure 2. Voltmeter, Electronic ME-161B/U, Chassis
Electrical Equipment.

TM11-6625-599-1 SECTION II

(1) ILLUSTRATION (A) FIG NO.	(2) (B) ITEM NO.	(3) SMR CODE	(4) NATIONAL STOCK NUMBER	(5) PART NUMBER	(6) DESCRIPTION	(7) USABLE ON COIU/M	(8) QTY INC IN UNIT
2	23	PAOZZ	5920-00-636-0963	81349	FUSE, CARTRIDGE	EA	1
2	24	PAOZZ	5305-00-054-6657	MS51957-33	96906 SCREW, MACHINE	EA	2
2	25	PAOZZ	5340-01-029-7427	SMB605029	80063 BUMPER, PLASTIC	EA	2

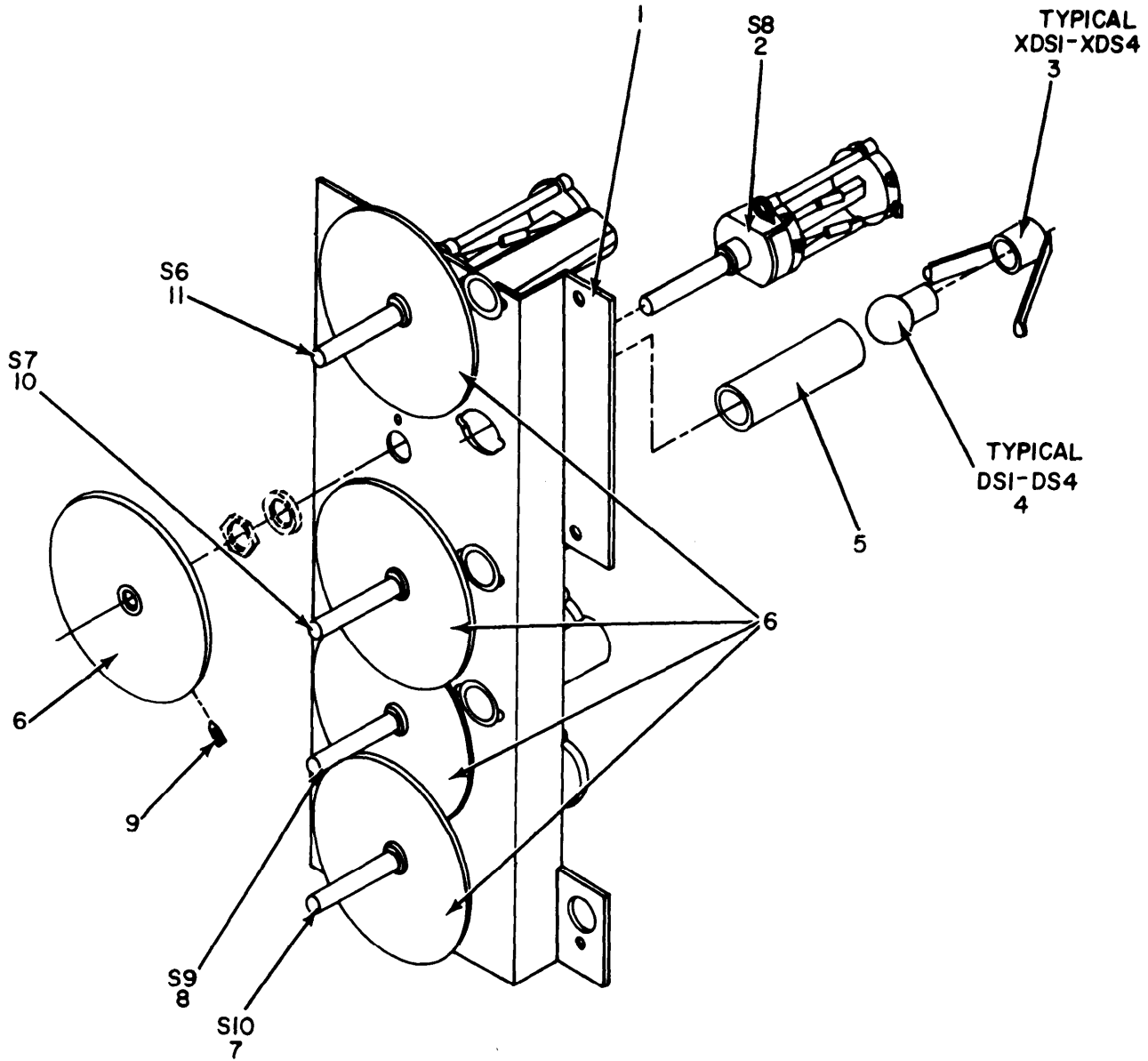


EL4WY007

Figure 3. Voltmeter, Electronic ME-161B/U.
Panel Assembly.

TM11-6625-599-1 SECTION II

(1) ILLUSTRATION (A) FIG NO.	(B) ITEM NO.	(2) SMR CODE	(3) NATIONAL STOCK NUMBER	(4) PART NUMBER	(5) FSCM	(6) DESCRIPTION	(7) USABLE ON COIU/M	(8) QTY INC IN UNIT
3	3	XDOZZ		MS9152BC2G2B	96906	KNOB	EA	5
3	6	XDOZZ		MS9152BC1G2B	96906	KNOB	EA	1
3	7	XDOZZ		MS91528C2F2B	96906	KNOB	EA	2
3	8	XDOZZ		MS91528C1F2B	96906	KNOB	EA	2
3	25	PAOZZ	6210-01-027-3318	SM-B-605024	80063	LENS, LIGHT	EA	4



EL4WY008

Figure 4. Voltmeter, Electronic ME-161B/U,
Bracket Assembly, (SMC604980).

TM11-6625-599-1 SECTION II

(1) ILLUSTRATION (A) FIG NO.	(2) (B) ITEM NO.	(3) SMR CODE	(4) NATIONAL STOCK NUMBER	(4) PART NUMBER	(5) FSCM	(6) DESCRIPTION	(7) USABLE ON COIU/M	(8) QTY INC IN UNIT
4	4	PAOZZ	6240-00-155-8706	47	08806	LAMP, INCANDESCEN	EA	4
4	5	XDOZZ		SM-B-605028	80063	SHIELD, PILOT LIGHT	EA	4

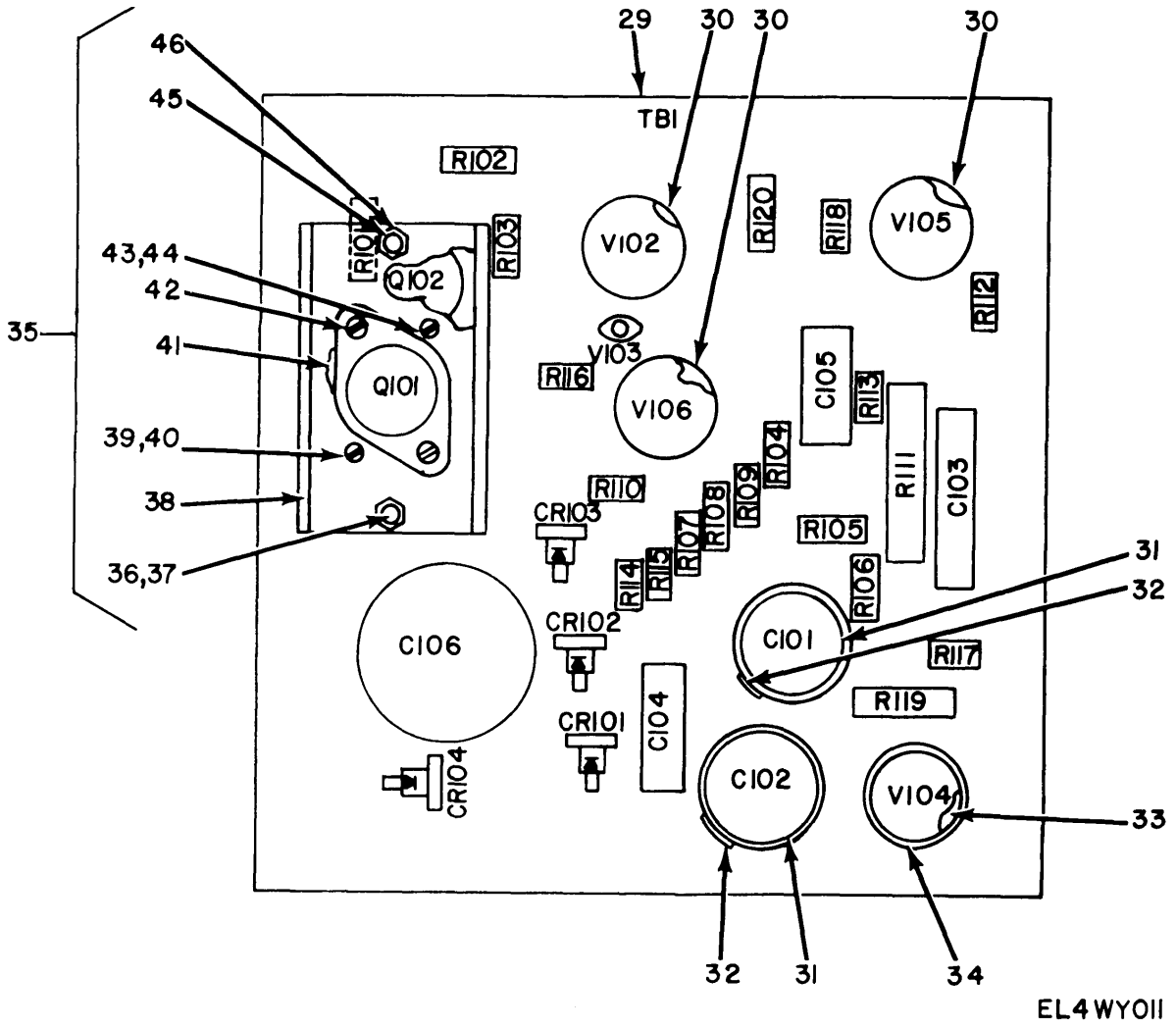


Figure 5. Voltmeter, Electronic ME-161B/U,
Circuit Card Assembly (TB1)
(Sheet 1 of 2).

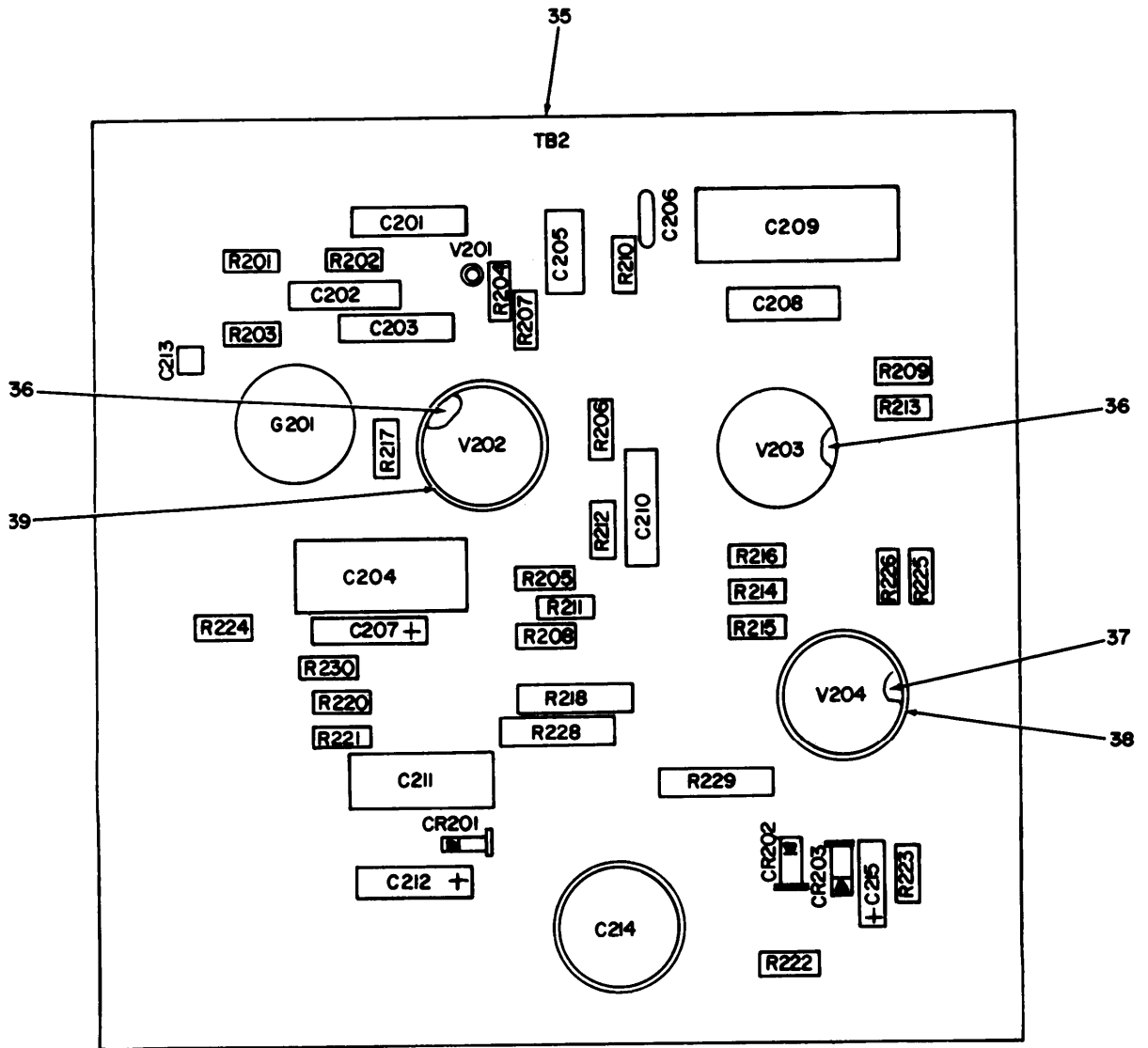
REF. DES.	ITEM NO.	REF. DES.	ITEM NO.	REF. DES.	ITEM NO.	REF. DES.	ITEM NO.
C101	1	Q101	6	R109	15	R119	23
C102	1	Q102	7	R110	16	R120	24
C103	2	R101	8	R111	17	V102	25
C104	3	R102	9	R112	18	V103	26
C105	2	R103	10	R113	19	V104	27
C106	4	R104	11	R114	11	V105	28
CR101	5	R105	12	R115	20	V106	28
CR102	5	R106	12	R116	21		
CR103	5	R107	13	R117	22		
CR104	5	R108	14	R118	19		

EL4WYO12

Figure 5. Voltmeter, Electronic ME-161B/U, Circuit Card Assembly (TB1) (Sheet 2 of 2).

TM11-6625-599-1SECTION II

(1) ILLUSTRATION (A) FIG NO.	(2) (B) ITEM NO.	(3) SMR CODE	(4) NATIONAL STOCK NUMBER	(4) PART NUMBER	(5) FSCM	(6) DESCRIPTION	(7) USABLE ON COIU/M	(8) QTY INC IN UNIT
5	25	PAOZZ	5960-00-852-0235	6805	81349	TUBE,ELECTRON	EA	1
5	26	PAOZZ	6240-00-577-8456	NEZE	08805	LAMP,GLOW	EA	1
5	27	PAOZZ	5960-00-836-6273	0G3-85A2	73445	ELECTRON TUBE	EA	1
5	28	PAOZZ	5960-00-827-8782	12AX7WA	81349	TUBE,ELECTRON	EA	2
5	34	PAOZZ	5960-00-494-8879	319A2	04232	SHIELD,TUBE	EA	1



EL4WY013

Figure 6. Voltmeter, Electronic ME-161B/U, Circuit Board Assembly (TB2) (Sheet 1 of 2).

REF. DES.	ITEM NO.	REF. DES.	ITEM NO.	REF. DES.	ITEM NO.	REF. DES.	ITEM NO.
C201	1	C214	10	R208	19	R222	28
C202	1	C215	11	R209	14	R223	28
C203	2	CR201	12	R210	14	R224	29
C204	2	CR202	12	R211	20	R225	22
C205	3	CR203	12	R212	21	R226	22
C206	4	G201	13	R213	22	R228	30
C207	5	R201	14	R214	14	R229	30
C208	1	R202	14	R215	23	R330	22
C209	6	R203	14	R216	24	V201	31
C210	1	R204	15	R217	25	V202	32
C211	7	R205	16	R218	26	V203	33
C212	0	R206	17	R220	27	V204	34
C213	9	R207	18	R221	27		

EL4WYO14

Figure 6. Voltmeter, Electronic ME-161B/U, Circuit Board
 Assembly (TB2) (Sheet 2 of 2).

TM11-6625-599-SECTION II

(1) ILLUSTRATION (A) FIG NO.	(2) (B) ITEM NO.	(3) SMR CODE	(4) NATIONAL STOCK NUMBER	(4) PART NUMBER	(5) FSCM	(6) DESCRIPTION	(7) USABLE ON COIU/M	(8) QTY INC IN UNIT
6	31	PAOZZ	6240-00-577-8456	NEZE	08805	LAMP,GLOW	EA	1
6	32	PAOZZ	5940-00-061-1184	6267EFB6	73445	ELECTRON TUBE	EA	1
6	33	PAOZZ	5960-00-682-8627	6AW8A	80131	TUBE,ELECTRON	EA	1
6	34	PAOZZ	5960-00-503-4880	OA2WA	81349	TUBE,ELECTRON	EA	1
6	38	PAOZZ	5960-00-494-8879	319A2	04232	SHIELD,TUBE	EA	1
6	39	PAOZZ	5960-00-958-7520	550	83330	SHIELD,TUBE	EA	1

NATIONAL STOCK NUMBER AND PART NUMBER INDEX

NOTE: LATEST NATIONAL STOCK NUMBER AND PART NUMBER ASSIGNMENTS ARE INCLUDED AT END OF INDEX.

STOCK NUMBER	FIGURE NO.	ITEM NO.	STOCK NUMBER	FIGURE NO.	ITEM NO.
5305-00-054-6652	1	10	6240-00-577-8456	6	31
5305-00-054-6657	2	24	5920-00-636-0963	2	23
5960-00-061-1186	6	32	5310-00-722-5998	1	11
5307-00-075-4212	1	12	5960-00-836-6273	5	27
6240-00-155-8706	4	4	5960-00-958-7520	6	39
6240-00-577-8456	5	26	6210-01-027-3318	3	25

PART NUMBER	FSCM	FIG. NO.	ITEM NO.	PART NUMBER	FSCM	FIG. NO.	ITEM NO.
F038250V1A	81349	2	23	SM-B-605024	80063	3	25
				SM-B-605028	80063	4	5
MS15795-805	96906	1	11	OG3-85A2	73445	5	27
MS51957-28	96906	1	10	1320	26344	1	12
MS51957-33	96906	2	24	319A2	04232	5	34
MS91528C1F2B	96906	3	8	319A2	04232	6	38
MS91528C1G2B	96906	3	6	47	08806	4	4
MS91528C2F2B	96906	3	7	550	83330	6	39
MS91528C2G2B	96906	3	3	6AW8A	80131	6	33
NE2E	08805	5	26				
NE2E	08805	6	31	6267EF86	73445	6	32

LATEST NATIONAL STOCK NUMBER ASSIGNMENTS

STOCK NUMBER	FIG. NO.	ITEM NO.	STOCK NUMBER	FIG. NO.	ITEM NO.
5310-00-011-1041	1	14	5310-00-934-9761	1	13
5960-00-494-8879	5	34	5340-01-029-7427	2	25
5960-00-494-8879	6	38			
5960-00-503-4880	6	34			
5960-00-682-8627	6	33			
5960-00-827-8782	5	28			
5960-00-852-0235	5	25			

LATEST PART NUMBER ASSIGNMENTS

PART NUMBER	FSCM	FIG. NO.	ITEM NO.	PART NUMBER	FSCM	FIG. NO.	ITEM NO.
MS35338-79	96906	1	14	SMB605029	80063	2	25
MS35649-264	96906	1	13	12AX7WA	81349	5	28
OA2WA	81349	6	34	6BQ5	81349	5	25

RECOMMENDED CHANGES TO EQUIPMENT TECHNICAL PUBLICATIONS



THEN JOT DOWN THE DOPE ABOUT IT ON THIS FORM. CAREFULLY TEAR IT OUT, FOLD IT AND DROP IT IN THE MAIL.

SOMETHING WRONG WITH THIS PUBLICATION?

FROM (PRINT YOUR UNIT'S COMPLETE ADDRESS)

Commander
Stateside Army Depot
ATTN: AMSTA-US
Stateside, N.J. 07703

DATE SENT

10 July 1975

PUBLICATION NUMBER

TM 11-5840-340-20P

PUBLICATION DATE

23 Jan 78

PUBLICATION TITLE

Radar Set AN/PRC-76

BE EXACT PIN-POINT WHERE IT IS

PAGE NO	PARA GRAPH	FIGURE NO	TABLE NO
33			
44		19	
45			

IN THIS SPACE TELL WHAT IS WRONG AND WHAT SHOULD BE DONE ABOUT IT:

For item 2, change the NSN to read: 5835-00-134-9186.
Reason: Accuracy.

Identify the cover on the junction box (item no. 5).
Reason: It is a separate item and is not called out on figure 19.

Add the cover of the junction box as an item in the listing for figure 19.
Reason: Same as above

SAMPLE

PRINTED NAME GRADE OR TITLE AND TELEPHONE NUMBER

SSG I. M. DeSpirit of 999-1776

SIGN HERE

TEAR ALONG PERFORATED LINE

RECOMMENDED CHANGES TO EQUIPMENT TECHNICAL PUBLICATIONS



THEN JOT DOWN THE DOPE ABOUT IT ON THIS FORM. CAREFULLY TEAR IT OUT. FOLD IT AND DROP IT IN THE MAIL.

SOMETHING WRONG WITH THIS PUBLICATION?

FROM (PRINT YOUR UNIT'S COMPLETE ADDRESS)

DATE SENT

PUBLICATION NUMBER
TM 11-6625-599-20P-2

PUBLICATION DATE
9 Dec 80

PUBLICATION TITLE
Voltmeter, Electronic AN/USM-98B

BE EXACT PIN-POINT WHERE IT IS

PAGE NO	PARA-GRAPH	FIGURE NO	TABLE NO
---------	------------	-----------	----------

IN THIS SPACE TELL WHAT IS WRONG AND WHAT SHOULD BE DONE ABOUT IT:

DO NOT WRITE IN THESE SPACES

PRINTED NAME GRADE OR TITLE AND TELEPHONE NUMBER

SIGN HERE

DA FORM 2028-2

PREVIOUS EDITIONS ARE OBSOLETE

P.S. IF YOUR OUTFIT WANTS TO KNOW ABOUT YOUR RECOMMENDATION MAKE A CARBON COPY OF THIS AND GIVE IT TO YOUR HEADQUARTERS.

FILL IN YOUR
UNIT'S ADDRESS

FOLD BACK

DEPARTMENT OF THE ARMY

OFFICIAL BUSINESS

PENALTY FOR PRIVATE USE, \$300

POSTAGE AND FEES PAID
DEPARTMENT OF THE ARMY
DOD-314



Commander
US Army Communications and
Electronics Materiel Readiness Command
ATTN: DRSEL-ME-MQ
Fort Monmouth, New Jersey 07703

TEAR ALONG DOTTED LINE

FOLD BACK

RECOMMENDED CHANGES TO EQUIPMENT TECHNICAL PUBLICATIONS



THEN JOT DOWN THE DOPE ABOUT IT ON THIS FORM. CAREFULLY TEAR IT OUT. FOLD IT AND DROP IT IN THE MAIL.

SOMETHING WRONG WITH THIS PUBLICATION?

FROM (PRINT YOUR UNIT'S COMPLETE ADDRESS)

DATE SENT

PUBLICATION NUMBER
TM 11-6625-599-20P-2

PUBLICATION DATE
9 Dec 80

PUBLICATION TITLE
Voltmeter, Electronic AN/USM-98B

BE EXACT PIN-POINT WHERE IT IS

PAGE NO	PARA GRAPH	FIGURE NO	TABLE NO
---------	------------	-----------	----------

IN THIS SPACE TELL WHAT IS WRONG AND WHAT SHOULD BE DONE ABOUT IT:

USE STENO. PUBLISHED UN.

PRINTED NAME GRADE OR TITLE AND TELEPHONE NUMBER

SIGN HERE

DA FORM 2028-2
1 JUL 79

PREVIOUS EDITIONS ARE OBSOLETE

P.S. IF YOUR OUTFIT WANTS TO KNOW ABOUT YOUR RECOMMENDATION MAKE A CARBON COPY OF THIS AND GIVE IT TO YOUR HEADQUARTERS

FILL IN YOUR
UNIT'S ADDRESS

FOLD BACK

DEPARTMENT OF THE ARMY

OFFICIAL BUSINESS

PENALTY FOR PRIVATE USE, \$300

POSTAGE AND FEES PAID
DEPARTMENT OF THE ARMY
DDO-314



Commander
US Army Communications and
Electronics Materiel Readiness Command
ATTN: DRSEL-ME-MQ
Fort Monmouth, New Jersey 07703

TEAR ALONG DOTTED LINE


FOLD BACK

FILL IN YOUR
UNIT'S ADDRESS



FOLD BACK

DEPARTMENT OF THE ARMY



OFFICIAL BUSINESS

PENALTY FOR PRIVATE USE, \$300

POSTAGE AND FEES PAID
DEPARTMENT OF THE ARMY
DOD-314



Commander
US Army Communications and
Electronics Materiel Readiness Command
ATTN: DRSEL-ME-MQ
Fort Monmouth, New Jersey 07703

TEAR ALONG DOTTED LINE

FOLD BACK

By Order of the Secretary of the Army:

E. C. MEYER
General, United States Army
Chief of Staff

Official:

J. C. PENNINGTON
Major General, United States Army
The Adjutant General

DISTRIBUTION:

Active Army

HISA (Ft Monmouth) (21)
USAINSCOM (2)
COE (1)
TSG (1)
USAARENBD (1)
DARCOM (1)
TRADOC (2)
OS Maj Cored (4)
TECOM (2)
USACC (4)
MDW (1)
Armies (2)
Corps (2)
Svc Colleges (1)
USASIGS (5)
USAADS (2)
USAFAS (2)
USAARMS (2)
USAIS (2)
USAES (2)
USAICS (3)
MAAG (1)
USARMIS (1)
USAERDAA (1)

USAERDAW (1)
Ft Carson (5)
Ft Gordon (10)
Ft Gillem (10)
Ft Richardson (CERCOM Ofc) (2)
Army Dep (1) except
SAAD (30)
TOAD (14)
SHAD (2)
USA Dep (1)
Sig Sec USA Dep (1)
Units org under fol TOE:
29-207 (2)
29-610 (2)
11-16 (1)
11-97 (1)
11-98 (1)
11-117 (1)
11-302 (1)
11-500 (AA-AC) (1)
29-134 (1)
29-136 (1)
29-427 (1)
29-500 (1)

NG: State AG (3) Units-None

USAR: None

For explanation of abbreviations used, see AR 310-50.

DEPARTMENT OF THE ARMY
 US ARMY AG PUBLICATIONS CENTER
 1655 WOODSON ROAD
 ST. LOUIS, MISSOURI 63114

OFFICIAL BUSINESS
 PENALTY FOR PRIVATE USE \$300

DEPARTMENT OF THE ARMY
 US ARMY AG PUBLICATIONS CENTER
 1655 WOODSON ROAD
 ST. LOUIS, MISSOURI 63114

OFFICIAL BUSINESS
 PENALTY FOR PRIVATE USE, \$300

POSTAGE AND FEES PAID
 DEPARTMENT OF THE ARMY
SPECIAL FOURTH CLASS RATE BOOKS

CDR
 USA DARCOM MAT READ SPT
 ACTIV ATTN DRXMC-MP
 LEXINGTON KY 40511

MC497

DA PUBLICATION/FORM NUMBER				CHG
TM 11-6625-559-2CP-2				
LOCATION	QUANTITY	UNIT OF ISSUE	ACTION	RO
F3593	1	EA		
PKG SIZE	ITEM NO	BULK/RCPD DATE	SLAGPC CONTROL NO	
	350217	ELK3116	3117 09	

TAGO FORM 4-265, 1 SEP 76

PREVIOUS EDITION OF THIS FORM IS